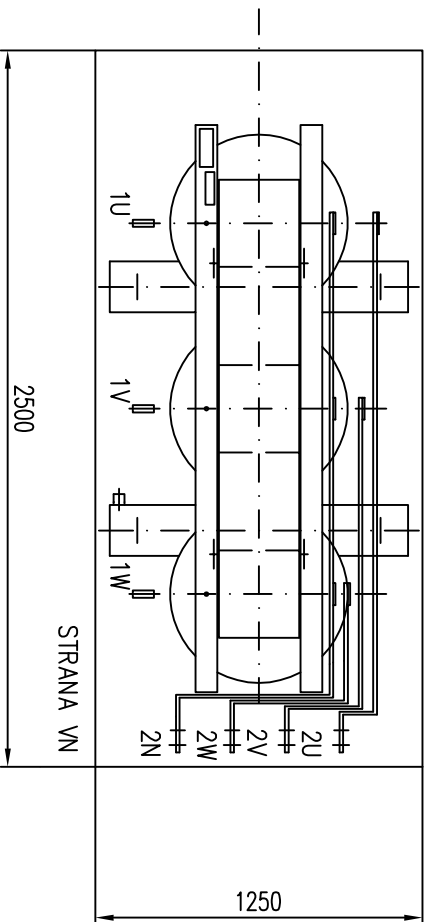
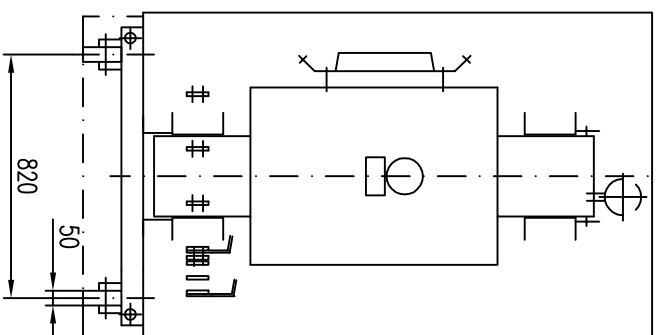
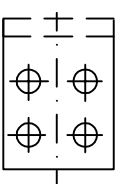
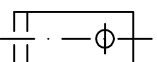


STRANA VN



1 VN PŘÍPOJ. PRÁPORCE

2 NN PŘÍPOJ. PRÁPORCE



TYP	DTTH 1600/20	Po [W]	3100
VÝKON [kVA]	1600	Pk [W]	14000
VN [kV]	22	Uk [%]	6
NN [V]	400	KRYTÍ	IP23
SKUP. ZAPOJENÍ	Dyn1	HMOTNOST [kg]	4150